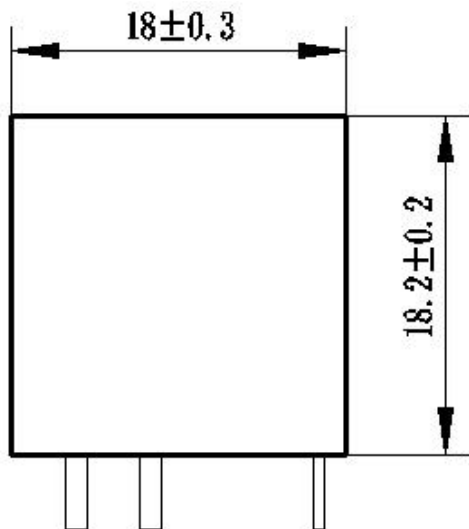


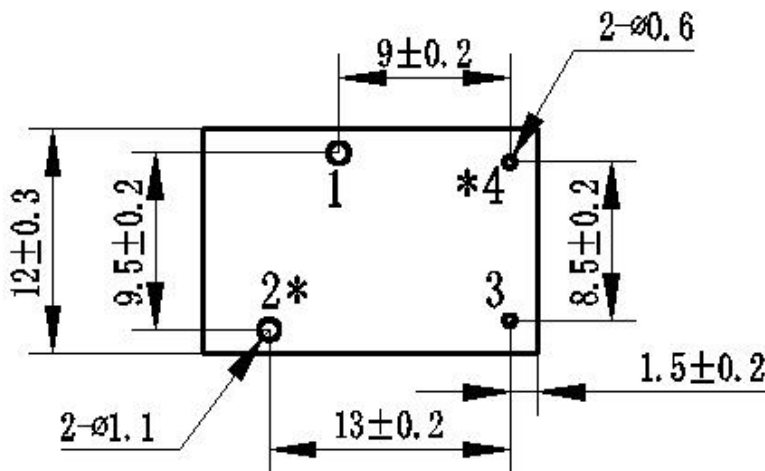
ZEMCT131A Current Transformer

Small size, high accuracy, good consistency, Applied to the power frequency 50(60)Hz multifunction meter

Structural parameter:



Front view



Input: 1, 2pins, output : 3, 4pins
Same plority (*)

Bottom view

Main technical parameters:

Model	ZEMCT131A
input current	0-20A (100Ω)
Rated output current	2.5mA at input 5A
Turns ratio	2000:1
Phase angle error	5%· ~120% ·, Phase difference value between the two points ≤10' (sampling resistor 100Ω)
Continuous Current range	0~6A
Linearity	0.1%(5%· ~120% ·)
Permissible error	-0.1%≤f≤+0.1% (Input 1A, sampling resistor 100Ω)
Isolation voltage	3000V
application	High precision measurement of current and power
Installation	PCB mounting (Pin length>3mm)
encapsulation	Epoxy
Operating temperature	-40℃~+85℃

Instructions for use:

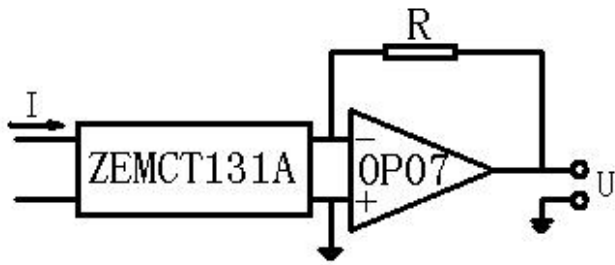


Figure I



$$U = \frac{I}{2000} \cdot R$$

I: input current
R: sampling resistor
U: sampling voltage

Figure II

1. The typical usage of the product is for the active output (Figure I). R is a sampling resistor.
2. The product can be directly through the resistance sampling , easy to use (Figure II).